



E-NEWSLETTER

of the International Society on Thrombosis and Haemostasis

Henri Bounameaux, Council Chairman
Michael Berndt, Council Sec./Chairman-elect

Yasuo Ikeda, President
Akira Yoshioka, Vice-president

Bruce Furie, Executive Officer

www.isth.org

July 2010

Inside this issue:

SSC 2010 Cairo	2
SSC 2010 Reach the World Report	3
ISTH Council Transitions	4
Future Meetings	6
Report of 5th Annual ICTHIC Meeting	7
Membership Message	10
ISTH Calendar	10

ISTH MISSION

To foster and advance science relating to the important medical problems of thrombosis, abnormalities of hemostasis and their underlying vascular biology; to create a forum for discussion of these problems; to encourage research on these problems by scientists of all relevant disciplines; to foster diffusion and exchange of ideas through scientific meetings and publications; to standardize nomenclature and methods as appropriate and timely...

These are the goals of the International Society on Thrombosis and Haemostasis and the principles which drive the Society's international mission.

56th Annual SSC Meeting Report: Cairo 2010

Dear ISTH Members:

It is our pleasure to report to you some of the numerous accomplishments of the 56th Annual Meeting of the ISTH Scientific and Standardization Committee (SSC) held in Cairo, Egypt 22-25 May 2010.

This meeting was unique in several respects. It was the first ISTH-sponsored meeting held in Africa; the first meeting which included presentations directed specifically to the challenges faced by developing nations; and the first meeting to have video and audio recordings of educational sessions available to attendees as well as to others who were unable to attend. It also marked the end of the era of elected members of the SSC. The comments we received from many attendees indicated that they found great value in both the educational sessions and the SSC Subcommittee meetings. The meeting accomplished the main scientific goals defined for it; namely, hemostasis and thrombosis education and annual SSC Subcommittee meetings.

Egyptian Night reception



Pyramids of Giza

The educational goals were accomplished by presentation of current clinical information in several formats over one and one-half days. These included the first presentation at an SSC Meeting of the Shirley Johnson, Pia-Glas-Greenwalt and Marion Barnhart memorial lectureships, two plenary lectures, seven other multiple lecture presentations organized by the SSC Subcommittees, two "Meet the Expert" sessions, two "Lunch Debates", an interactive discussion of case histories, five Special and Satellite Symposia, and one Technical Session. A total of 21 CME credits were available to attendees.

The Educational lecture presentations covered a wide range of topics that included venous and arterial thrombosis and bleeding disorders. In addition, lectures on laboratory quality management, safe coagulation factor deficiency replacement therapy, and building scientific thinking in developing countries were some of the highlights of the presentations on approaches to specific issues faced by health care personnel in countries with limited health resources. The webcast

(Continued on page 2)

56th Annual SSC Meeting Report: Cairo 2010

(Continued from page 1)



Cairo Tower many highlights of the SSC Subcommittee meetings was a joint session of five Subcommittees on Standardized Bleeding Scores. A new bleeding assessment tool was described. This tool will be presented in detail in a forthcoming manuscript to be published in *JTH* as an Official SSC Communication. A new activity of the SSC approved at the Cairo meeting will be the issuance of selected clinical guidance documents. A major accomplishment of the work of the SSC presented at the meeting was the recommendation by the WHO-ISTH Standards Liaison Group, with approval at the SSC Business Meeting, of five new standards to be submitted to the World Health Organization for consideration of adoption as new or replacement International Standards. The enthusiasm of the leadership and the level of activity of the SSC Subcommittees were at the highest level achieved to date. The accomplishments and broad scope of the activities of the SSC and the commitment of so many scientists from around the world to collaboration within the organization created an atmosphere of excitement that energized both the experienced SSC participants and those attending for the first time.

In addition to attainment of the educational and scientific goals, the meeting provided an opportunity for the SSC to consider how more of the benefits of current knowledge of diagnosis and treatment of bleeding disorders and thrombosis can be extended to countries with limited health care resources. Finally, the meeting provided a wonderful opportunity for those who came from

of the lectures presented may be viewed at www.isth.org.

Following the intensive Educational Program, 18 SSC Scientific Subcommittees conducted interesting and productive meetings that were open to all delegates. Minutes of proceedings of these Subcommittee reports are available as open access at

www.isth.org. One of

outside the region to observe and to appreciate the rich history of Egyptian culture. The Egyptian night social event was widely appreciated and enjoyed by everyone, especially those from abroad.

Statistics alone do not adequately describe the value of the meeting, but they support the conclusion that it achieved many outcomes desired by the ISTH leadership who decided in 2006 to hold the meeting in Cairo. The meeting was attended by 1139 delegates. This was the second highest number of delegates ever recorded at a non-Congress SSC meeting. Participation was truly international as evidenced by attendees from 64 countries. It was well attended by persons from the region—430 came from Egypt, Africa and the Middle East. It attracted a large number of young persons, and financial assistance from the ISTH and the meeting organizers permitted many with limited means to attend. Reach The World awards were given to 60 attendees from 18 countries, and Young Investigator Awards supported the attendance of an additional 23 persons from 8 countries.




Delegates on board a felucca near the conference venue

Revealing assessments of the value of the meeting were offered by numerous persons from the region and by recipients of Reach The World and Young Investigator awards. For many regional attendees the SSC meeting was their first opportunity to participate in an international meeting. The high cost of travel and the inability to obtain visas were frequently mentioned as significant impediments to participation in meetings outside the Middle East. They expressed sincere appreciation to ISTH for holding the SSC meeting in a location accessible to them. They were also impressed by the quality of the presentations, the elegance of the venue, the excellent meeting organization, and the spirit of inclusion. These sentiments were also echoed by the very enthusiastic and grateful young people who received Reach The World and Young Investigator awards. They left Cairo with new knowledge and a determination to apply it to their research and clinical practice.

Our overall assessment of the meeting was

(Continued on page 3)



Pyramid of Khafre, in Giza

Photos courtesy of Allison Peacock

Cairo Reach the World and Young Investigator Award Reception

EXPERIENCES OF THE MEETING: We want to acknowledge the ISTH for the chance it gave us to join the 56th ISTH meeting in Cairo. We are a group of internal and vascular medicine residents from Universidad de Antioquia in Medellín- Colombia. As clinicians, we are highly motivated to deepen our knowledge in the thrombosis and hemostasis field, as we deal on a daily basis with patients with diseases related to these topics, like the patient with cancer and thrombosis, the use of thromboprophylaxis or the patient with thrombophilia, among others. This meeting was of invaluable academic and practical use for us, due to the fact that we could see in a privileged way the state of the art of some of these pathologies. Besides, we could listen and interact with renowned professors in the field and to know a different and rich culture. In summary, it was an amazing experience.

Juan Carlos Arrieta

Vascular medicine fellow, universidad de Antioquia



(L-R) Catalina Alzate, Juan Carlos Arrieta, ISTH Council members Professor Frits Rosendaal and Gerhard Johnson, Diana Giraldo and Mauricio González

Photos courtesy of Juan Carlos Arrieta



(L-R) Diana Giraldo, Juan Carlos Arrieta, ISTH Council member Professor David Lane, James Díaz, Catalina Alzate, Mauricio González and Catalina Rua



(L-R) James Díaz, Julian Aristizabal, Diana Giraldo, Cairo meeting Organiser Professor Nevinne Kassim, Juan Carlos Arrieta, Catalina Alzate, Mauricio Gonzalez and Catalina Rua

(Continued from page 2)

that it achieved the goals established for it. We deeply regret the circumstances responsible for the absence of key ISTH members and other delegates, but we are encouraged by the fact that those who attended the meeting found it to be valuable and enjoyable. It was an honor and pleasure for us to collaborate with so many talented and generous ISTH members and Headquarters staff, and with the local committee members, in planning and organizing this unique meeting. We extend our sincere thanks to all who contributed to the organization and presentation of the program and to those who attended.

With very best wishes.

Nevine Kassim, M.D.

President

56th SSC Annual Meeting

Gerhard J. Johnson, M.D.

Chairman, SSC

56th SSC Annual Meeting

ISTH leadership sent a letter to ISTH members regarding the Cairo meeting. Members can read the full text online by logging into the Members Only page on the ISTH [website](#).

ISTH Council Transitions

At the Conclusion of the 2010 ISTH Council Meeting in Cairo, Egypt, the elected members of the Council Class of 2010 retired after serving six-year terms. These members are Dr. Ph.G. ('Flip') de Groot of The Netherlands; Dr. David Lane of the UK; Dr. Ian Peake of the UK; Dr. Uri Seligsohn of Israel; and Dr. Denisa Wagner of the USA. Drs. Lane and Seligsohn were serving second terms on Council and, totaling the years of service on Council alone, the five retirees gave over 42 years of leadership to ISTH. In addition, Drs. Seligsohn and Peake presided as ISTH Congress Presidents (Jerusalem in 1995 and Birmingham in 2003, respectively), and Drs. de Groot, Lane and Wagner will and have served on ISTH Congress Organizing Committees. Dr. Peake also presided as Chairman of Council from 1998 to 2000, and Dr. Seligsohn as Council Chairman from 2000 to 2002. Dr. Seligsohn and Dr. de Groot led Scientific Subcommittees as well as Standing Committees of Council. Dr. Lane continues to serve as Co-Editor of *JTH*. Dr. Seligsohn will continue his important contributions to the education and outreach mission of ISTH as a member of the Standing Committee on Education.

We hope that ISTH members will make an opportunity to let these leaders know of your appreciation for their work on behalf of the Society.

The newly elected Class of 2016, Dr. Marco Cattaneo of Italy; Dr. Bjorn Dahlbäck of Sweden (second term on Council); Dr. Andreas Greinacher of Germany, Dr. Yukio Ozaki of Japan and Dr Paul Tracy of the USA are ready to take up their new duties. Dr. Cattaneo served on the Scientific Program Committee of the 1997 Congress in Florence, is currently an SSC Subcommittee Chairman, and an Associate Editor of *JTH*; Dr.

Dahlbäck has previously served on Council; the central committee of the SSC, chaired a subcommittee and is currently on the *JTH* Editorial Board; Dr. Greinacher is currently chair of the SSC Scientific Subcommittee on Platelet Immunology and will represent the SSC on the Organizing Committee of the 2017 ISTH Congress in Berlin; Dr. Ozaki serves on the Organizing Committee of the 2011 ISTH Congress in Kyoto and will be Guest Editor of the State of the Art Book; and Dr. Tracy co-chaired the Scientific Program Committee of the 2009 Congress in Boston. The new Council Class of 2016 is extremely well-qualified to lead the Society and they will welcome your support.

At the conclusion of the Cairo Council Meeting, Dr. Jean-Marie Freyssinet (Council Class of 2014) offered his resignation due to an unexpected and unique new career opportunity in scientific diplomatic service. Dr. Françoise Dignat-George has been appointed to serve out the remainder of the term. Congratulations are due to both Dr. Freyssinet and Dr. Dignat-George on their new appointments.



New Council Chair Henri Bounameaux (2010-2012) with immediate Past Chair Frits Rosendaal (2008-2010).



Marco Cattaneo



Andreas Greinacher



Paula Tracy



Bjorn Dahlback



Yukio Ozaki

Not Pictured:
Francoise
Dignat-
George

2010 SSC Meeting Educational Sessions


New for the 2010 SSC Meeting! The Educational Sessions at this meeting were filmed, and the presentations are currently available to view via the [Webcast website](#).

As of July 21, 2010, the following stats indicate how these webcasts have been used.

- 314 Unique ISTH visitors
- 636 Presentations viewed
- 343 Downloaded powerpoint presentations
- 140 Podcasts downloaded

These important presentations are now free open access.

Spread the word!



Screenshots above and to the left are from the welcome page of the Webcast website. To see these and the other presentations from the Educational Sessions of the SSC Meeting, visit the Webcast site via the link to the right.



Archives

In each issue of the ISTH Newsletter, there is a brief invitation to contribute archive materials to the ISTH. ISTH materials prior to 1988 are scarce. If you are reorganizing your bookshelves and filing cabinets and have ISTH memorabilia that need a new home, kindly contact [Allison Peacock](#) at ISTH Headquarters.

In Memorial

The ISTH regrets to announce the passing of member Dr. Simon Krapatkin in August 2009. Dr. Krapatkin was an alumnus of the NYU School of Medicine of 1958. He served for 45 years as a faculty member in the Department of Medicine at NYU. His work followed his interests in platelets, bleeding disorders, and idiopathic (autoimmune) thrombocytopenic purpura. He particularly contributed to the knowledge of molecular effects of blood coagulation on oncogenesis.

Dr. Krapatkin will be missed by his colleagues in ISTH. We extend sincere condolences to his family, students and many professional friends and admirers.

Upcoming Meetings of Interest

The 1st [World Congress on Controversies in Hematology \(COHEM\)](#) will be held in Rome, Italy from Sept 2-5, 2010. This is a comprehensive Congress fully devoted to clinical debates and controversial issues in Hematology. For registration information and more, visit the meeting website.

The [Micro & Nanovesicles in Health and Disease conference](#) will be held Sept 23-24, 2010, at Magdalen College in Oxford. Topics of interest at the conference include clinical overviews, exosomes, tissue factor standardization, existing and alternative technologies, flow cytometry, and nanotechnology. The number of places at the meeting is limited to 150. Contact [Paul Harrison](#) for more information.

The 6th [Conference of the Asian-Pacific Society of Thrombosis and Hemostasis \(APSTH\)](#) is to be held in Bali, Indonesia, from Oct 13-16, 2010, under the guidance of the Conference President, Dr. Karmel Tambunan. The Abstract Submission Deadline is September 15, 2010, and the Early Registration Deadline is September 15, 2010 as well.

Curso Educacional/Educational Course, Lima, Peru, 21-22 October 2010

Curso Educacional /Educational Course, ISTH and Grupo Cooperativo Latinoamericano de Hemostasia y Trombosis (CLAHT)

Contact: Raul Altman, draltman@arnet.com.ar

International Symposium/Simposio Internacional de Hemostasis y Trombosis Grupo CLAHT, Lima, Peru, 23 October 2010

Contact: Raul Altman,
draltman@arnet.com.ar



Flor de la Cantuta
Lago Titicaca, Puno-Perú



Photo courtesy istockphoto.com

XXIII Congress of the ISTH and 57th Annual SSC Meeting

The dates of the next ISTH Congress in Kyoto are slightly changed to July 23-28, 2011.

It has been more than 20 years since ISTH convened a congress in Japan. Dr Yasuo Ikeda, XXIII Congress President, with Dr Hidehiko Saito, Honorary President, and Drs Akira Yoshioka and Koji Suzuki, Vice-Presidents, are working enthusiastically with their

Local Organizing Committees and International Advisors to make the next ISTH congress an outstanding achievement of science, education and cultural enrichment.

IMPORTANT DATES

Abstract Submission Deadline: January, 2011

Early/Pre-Registration Deadline: February, 2011

60th Annual Meeting of the Scientific and Standardization Committee of ISTH

Milwaukee, Wisconsin was selected by ISTH Council as the site of the 60th Annual Meeting of the SSC. Dr. Bob Montgomery (ISTH Council Class 2014) and his local organizing committee have begun the arrangements for this landmark year of SSC Conference Meeting history.




Photo courtesy istockphoto.com

Recent advances in Cancer and Thrombosis: Report of the Fifth International Conference on Thrombosis and Hemostasis Issues in Cancer (ICTHIC) Submitted by Professor Anna Falanga

The 5th International Conference on Thrombosis and Hemostasis Issues in Cancer was held at the Convention Center of Stresa, Lake Maggiore (Italy) on April 23-25, 2010. Despite the travel difficulties due to the volcano ash, a group of about 400 specialists from all over the world met to discuss on clinical and laboratory aspects of the complex relationships between cancer and the hemostatic system. The knowledge in this field started more than a century ago, but only in recent years has it grown in importance and complexity.

The congress opened with the first Simon Karparkin Memorial Lecture. Simon, who left us last year, was a distinguished scientist who made a precious contribution to the advancement of the research in the field of cancer and thrombosis, in particular with regard to the role of platelets. He was also an active member of the ICTHIC congress, which he supported since the first time. The first lecturer was Denisa Wagner (Howard Medical School, Boston, MA). This choice was fully appreciated by Simon's wife, Margaret, who said she was very pleased that the organizers had planned to honor Simon and that they had elected Dr. Wagner as the first lecturer, "as she is someone whom Simon liked and respected greatly". Dr. Wagner gave a superb lecture entitled, "Platelets: guardian of tumor vascular integrity within tumors and proposed that platelets may represent a target for the specific destabilization of tumor vessels.

The Conference in Stresa, which followed the previous four editions always held in Bergamo (Italy) every two years since 2001, was held for the first time in Stresa and was organized, like the others, by Anna Falanga (Italy), Benjamin Brenner (Israel) and Frederick R. Rickles (USA). Lectures from 37 invited speakers were organized in 4 plenary sessions and 6 simultaneous sessions, while more than 100 abstracts submitted to the conference were presented as oral communications or in poster discussion sessions. Feedback received from ICTHIC participants indicates that the scientific program was of top quality.

Numerous ISTH members took part in the meeting, including members of the ISTH Council and of the SSC. Due to the volcano ash, ICTHIC missed some of the participants, but very few of the invited speakers. ICTHIC staff managed to organize videoconferences in two cases, while for few other cases some of the available colleagues were kind enough to accept to replace them. The lecture of Alok Khorana, (Rochester, NY), by videoconference, on risk factors for VTE in cancer patients, addressed the issue that targeted thromboprophylaxis utilizing model-based and/or biomarker-based approaches may provide an optimal risk-benefit ratio, and this is currently the focus of ongoing clinical trials. New epidemiological and population-based studies are providing detailed information on the scale of the problem as well as the identification of VTE risk factors in relation to tumor type, host response and cancer therapy. The known risk of VTE in cancer patients is different in various clinical settings and varies depending on factors related to the tumor (tumor type, clinical stage, chemotherapy, use of antiangiogenic drugs or erythropoietic growth factors), and individual factors (sex, race, age, previous history of VTE, degree of mobilization, obesity). It is very important to identify which patients may be considered at higher risk than others, especially before starting treatment for their disease since a number of treatments are known to increase the thrombotic risk. Surgery carries a high risk but thrombotic risk also increases with the insertion of central venous catheters or chemo-radiotherapy. Risk prediction models

Recent Advances, continued

(Continued from page 7)

include many of the risk factors listed above, but also begin to incorporate biological markers. Among the 'biomarkers' predictive of VTE before starting chemotherapy, a significant role was found for WBC, platelet count, levels of tissue factor, P-selectin and D-dimer. Prof. Alok Khorana proposed a predictive model for cancer patients undergoing chemotherapy.

Table 1: Predictive Model for chemotherapy-associated VTE [adapted from Khorana et al. Blood 2008]

Patient's characteristics	Risk score
Site of cancer	
Very high risk (stomach, pancreas)	2
High risk (lung, lymphoma, gynecologic, bladder, testicular)	1
Pre-chemotherapy platelet count $\geq 350 \times 10^9/L$	1
Hemoglobin level less than 100 g/L or use of red cell growth factors	1
Pre-chemotherapy leukocyte count $\geq 11 \times 10^9/L$	1
BMI $\geq 35 \text{ kg/m}^2$	1

Based on risk scores reported in Table 1, patients are divided in low (score=0), intermediate (score=1-2) or high (≥ 3) risk categories. In the observational study published by Khorana in 2008, for the validation of this model, low risk patients had a VTE incidence at 2.5 months of 0.3%, intermediate risk patients of 2%, and high risk patients of 6.1%.

The importance of 'biomarkers' has been further highlighted by the plenary lecture of Ingrid Pabinger (Vienna, Austria), who presented the results of a yet unpublished observational study, in which two biological markers, namely D-dimer and P-selectin were added to the predictive model of Khorana. Patients were divided into categories, with a score from 0 to ≥ 5 , and followed prospectively for 6 months. The results show an incidence of VTE starting from 1% in the group with score 0, to 30% in the group with score ≥ 5 . This model seems therefore effective in identifying patients at higher VTE risk, although larger studies are needed to complete its validation. Other biomarkers or combinations of biomarkers are currently under study as well. The same group of Prof. Pabinger examined other biomarkers such as prothrombin fragment 1+2 (F1+2), Factor VIII levels or the combination of D-dimer plus F1+2.

In this context, also thrombin generation quantification emerged at the conference in Stresa, as a marker predictive of VTE in cancer patients. This test, in fact, looks very promising, because it can provide a global indication of the degree of coagulation activation in individual patient. Finally, other groups have highlighted the important role of changes in levels and/or phenotype of circulating microparticles, as markers of thrombotic disorders and vascular damage in cancer patients.

An entire session of the meeting was devoted to the discussion of the currently available guidelines for the prevention and management of thrombosis in cancer patients, written by the major European and international scientific societies. In particular, the guidelines of the American Society of Medical Oncology (ASCO), the National Federation of the French League of Centers Against Cancer (FNCLCC), the U.S. National Comprehensive Cancer Network (NCCN), the European Society for Medical Oncology (ESMO) and of the Italian Association of Medical Oncology (AIOM), were discussed. The interesting debate of the conference suggests that, after an initial period of wide heterogeneity among the different guidelines, in the near future the scientific societies will reach consensus on guidelines. This will allow the oncologists to feel more comfortable in the prevention of

(Continued on page 9)

Recent Advances, continued

(Continued from page 8)

thrombosis, with a great benefit for their patients. Still controversial is the use of thromboprophylaxis in ambulatory patients undergoing anti-cancer therapies. This was the topic of a dedicated debate between Prof. Mark Levine from Canada (for the “no” side) and Prof. Giancarlo Agnelli from Italy (“yes”). According to what emerged from this debate, it appears clear that, although large published studies are still few, antithrombotic prophylaxis is effective in significantly lowering the incidence of VTE in cancer patients. The results of the recently published PROTECHT clinical trial, conducted in patients with lung, gastrointestinal, ovarian and breast cancer, showed that prophylaxis with low molecular weight heparin (LMWH) nadroparin reduces by 50% the incidence of VTE compared to placebo, particularly in lung cancer. However, at present, routine prophylaxis in patients receiving chemotherapy is not recommended by the guidelines (with the important exception of multiple myeloma patients treated with thalidomide or its analogues + steroids or chemotherapy, in which the thrombo-prophylaxis is recommended). Regarding the treatment of VTE, all guidelines agree that LMWH are more effective and safer than vitamin K antagonists for long-term treatment (3-6 months after the acute episode). Still debated, however, is the pharmacological treatment of choice after the first 6 months of therapy. Indeed, the various guidelines recommend that anticoagulant therapy after a first episode of VTE should be continued until the neoplastic disease is no longer active. There are currently no available results from prospective randomized trials that might indicate the drug choice in such circumstances.

In addition, as indicated above, we are now faced with a much more complex set of relationships on a biologic level, in which oncogenic events activate clotting, and clotting proteins interact with tumor cells to enhance cell movement, growth and angiogenesis, as well as providing a substratum for tumor implantation and growth. Prof. Janusz Rak (Montreal, Canada) showed that a mutation of EGFR gene in some cancer cells renders these cells hypersensitive to the action of some components of the coagulation system, such as tissue factor. As a result of this close interaction between tumor cells and coagulation proteins, a microenvironment promoting tumor growth is generated. Therefore, Prof. Rak suggested in Stresa that inhibiting the activity of tissue factor, for example with specific antibodies, could block tumor proliferation.

The congress proceedings have been published in a supplement of *Thrombosis Research* [i.e. Volume 125(Suppl. 2) 2010]. The papers reflect the very rapid progress observed in fundamental and clinical research of thrombosis and hemostasis during the last two years.

A simultaneous session of the conference was devoted to microparticles (MP). MP are submicrometric membrane fragments that circulate in plasma and bring on their surface an ample variety of molecules, including tissue factor (TF) and procoagulant phospholipids. These procoagulant entities allow MP to initiate and propagate thrombotic phenomena within the blood vessels. Recent studies suggest that variations in microparticle quantity and/or phenotype make them relevant pathogenic markers of thrombotic disorders and vascular damage. High levels of these MP are associated with a higher risk for VTE in cancer patients.

Several studies presented at Stresa showed that the microparticles shed by tumor cells represent an important mechanism by which tumors promote angiogenesis, i.e. formation of new blood vessels, in the tumor parenchyma. This angiogenesis is essential to maintain tumor growth and proliferation; the increased tumor mass may further contribute to thrombotic risk.

ISTH Headquarters

610 Jones Ferry Road
Suite 205
Carrboro, NC 27510

Phone: 919 929-3807
Fax: 919 929-3935
Email: headquarters@isth.org
www.isth.org



Message from the Membership Secretary

MEMBER SERVICES

ISTH Membership is on a calendar year and the annual renewal cycle for 2011 is set to begin on October 1st 2010. Members who do not renew by December 31st 2010 will experience an interruption in *JTH* subscription as the membership information must be provided to our publisher on January 1st each year.

Watch for the renewal instructions and login on October 1st 2010.

MEMBERS ONLY SITE

- In case you have not visited the ISTH Members Only site, check it out to receive many members-only benefits as follows:
- Direct online access to *JTH*
- Online Membership Directory
- Job Board Listing
- Membership Renewal
- Newsletters – Current and Past
- General Membership Assembly Minutes
- ISTH Council at Work

Best wishes,

Sharon Overcash

ISTH Membership Secretary

ISTH Calendar

The ISTH convenes an international Congress biennially, while the Scientific and Standardization Committee and its scientific subcommittees meet annually. In Congress years, Society and SSC meetings are held in conjunction. Future Congresses will be in these locations:

New Date!
XXIII ISTH Congress
Yasuo Ikeda, President
Kyoto, Japan
with 57th Annual SSC Meeting
July 23-28, 2011
<http://www.isth2011.com>

58th Annual SSC Meeting
Cheng-Hock Toh, President
Liverpool, UK
June 27-30 2012

XXIV ISTH Congress
Frits R. Rosendaal, President
Amsterdam, The Netherlands
with 59th Annual SSC Meeting
June 29 - July 4, 2013

60th Annual SSC Meeting
Robert Montgomery, President
Milwaukee, Wisconsin, USA
2014

XXV ISTH Congress
Sam Schulman, President
Toronto, Canada
with 61st Annual SSC Meeting
2015

XXVI ISTH Congress
Johannes Oldenburg, President
Berlin, Germany
with 63rd Annual SSC Meeting
2017

ISTH makes available this Newsletter for the benefit of our members and to promote research and learning in the field. Unless otherwise restricted by notice on a particular page, the following terms of use apply. Permitted uses: These materials may be downloaded and reproduced by our members for their personal use, for reference in their own research, and for the educational and research use of students whom they are teaching in a nonprofit educational institution. Requirements for use: When use is permitted, the author(s) of the material must be credited, all copyright notices must be reproduced, and the following credit line must be given: Used with permission from ISTH, www.isth.org. All copyrights reserved. All other proposed uses require the specific written permission of ISTH. ISTH reserves the right to review uses of these materials to ensure compliance with its policies, and the right to revoke permission for use, for any reason. Copyright: Publication is copyright © International Society on Thrombosis and Haemostasis 2010.

The NEWSLETTER of the International Society on Thrombosis and Haemostasis is a privileged communication provided to ISTH members. It is produced at ISTH Headquarters. Please address questions, comments, or suggestions to Newsletter Editor, ISTH Headquarters.